



DISC Self

An Evaluation of Behavioral Styles

Report For: **Sample Report**

Style: **IS/IsC**

Focus: **Work**

Date: **11/1/2017**

Table of Contents

Introduction to the DISCstyles Online Report 3

PART I Understanding DISC

Behavioral Styles Overview 4
Pace and Priority of Each Style 5
A Deeper Look at the Four DISCStyles 6
Communicating with the DISCStyles..... 7

PART II Understanding Yourself

General Characteristics..... 9
Your Style Overview..... 10
Word Sketch: Adapted Style..... 11
Word Sketch: Natural Style..... 12
Your Personalized eGraphs..... 13
Your Behavioral Pattern View..... 14
Communication Tips for Others 15
Your Motivations: Wants and Needs..... 16
What You Bring to the Organization..... 17
Your Behavior and Needs Under Stress..... 18
Potential Areas for Improvement..... 19
The 12 Integrated DISC Styles Relationships 20
Summary of Your Style 24

PART III Understanding Others and Adaptability

Introduction..... 25
What is Adaptability? 26
Recognizing Another Person’s Behavioral Style 27
Communicating with Each Style 28
Tension Among the Styles 28
To Modify Directness and Openness..... 29
To Modify Pace and Priority 30
Adapting in Different Situations 31
Application Activities 35
So Now What? 38

Welcome to the DISCstyles™ Online Report

INTRODUCTION

DISC is a simple, practical, easy to remember and universally applicable model. It focuses on individual patterns of external, observable behaviors and measures the intensity of characteristics using scales of directness and openness for each of the four styles: **Dominance, Influence, Steadiness, and Conscientious.**

Using the DISC model, it is easy to identify and understand our own style, recognize and cognitively adapt to different styles, and develop a process to communicate more effectively with others.

HOW TO USE THIS REPORT

The DISC report is divided into 3 parts introducing the DISC model, helping you understand your own style, and identifying ways that you can apply your style strengths or modify your style weaknesses in order to meet the needs of others.

- **Part I** focuses on understanding each of the DISC styles and identifying characteristics, including the tendencies of each behavioral style
- **Part II** is about understanding yourself and will reveal information about the tendencies that make you unique
- **Part III** examines and explores adaptability and offers actionable recommendations for you and others who interact with you

With this personalized and comprehensive report, DISC gives you tools to help you become a better you - to develop and use more of your natural strengths while recognizing, improving upon, and modifying your limitations. Then, because we can easily see and hear these behaviors, we can quickly and accurately “read” other people and use our knowledge to enhance communication and grow our relationships.

Please Note: Any behavioral descriptions mentioned in this report are only **tendencies** for your style group and may or may not specifically apply to you personally.

Part I Understanding DISC

BEHAVIORAL STYLES

Historical and contemporary research reveal more than a dozen various models of our behavioral differences, but many share one common thread: the grouping of behavior into **four basic categories**.

The DISC styles are **Dominance, Influence, Steadiness, and Conscientious**. There is no “best” style. Each style has its unique strengths and opportunities for continuing improvement and growth.

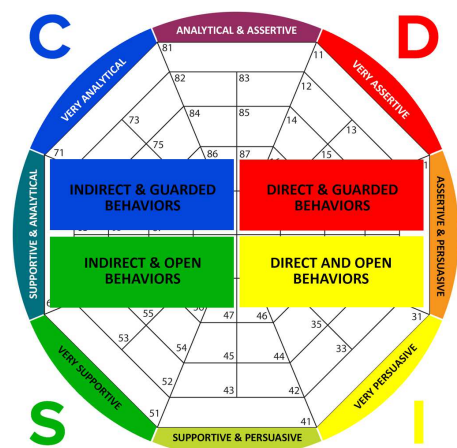
The DISCstyles™ assessment examines external and easily observable behaviors and measures tendencies using scales of **directness** and **openness** that each style exhibits.

BEHAVIOR DESCRIPTORS OF EACH

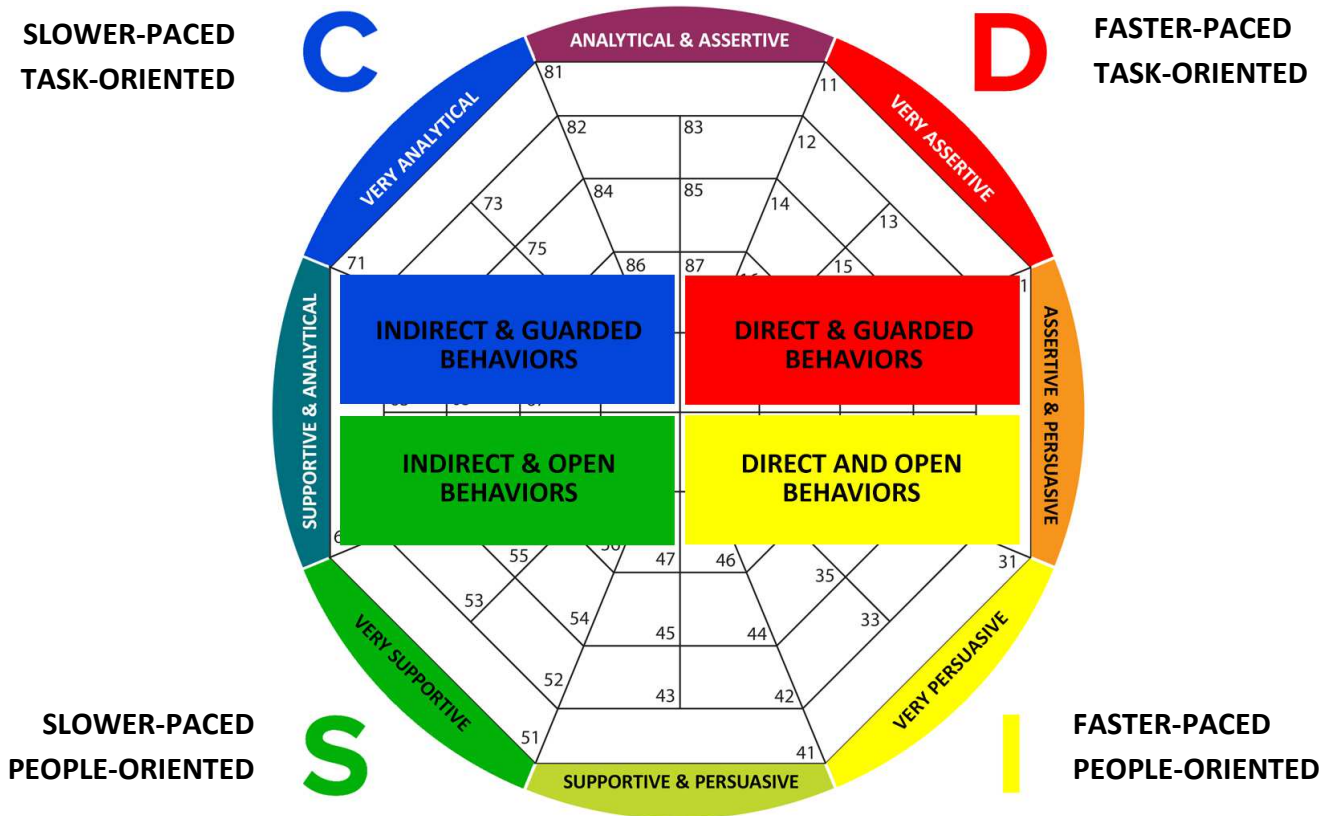
DOMINANCE	INFLUENCE	STEADINESS	CONSCIENTIOUS
Decisive	Charming	Understanding	Accurate
Competitive	Confident	Friendly	Precise
Daring	Convincing	Good Listener	Analytical
Direct	Enthusiastic	Patient	Compliant
Innovative	Inspiring	Relaxed	Courteous
Persistent	Optimistic	Sincere	Diplomatic
Adventurous	Persuasive	Stable	Detailed
Problem Solver	Sociable	Steady	Fact Finder
Results Oriented	Trusting	Team Player	Objective

DIRECTNESS AND OPENNESS OF EACH STYLE

STYLE	TENDENCIES
Dominance	Tends to be direct and guarded
Influence	Tends to be direct and open
Steadiness	Tends to be indirect and open
Conscientious	Tends to be indirect and guarded



PACE AND PRIORITY OF EACH STYLE



PACE AND PRIORITY represent two of the main sources of tension between the styles.

- D&C and I&S have different **PACES**: D and I are faster-paced, and S and C are slower-paced.
- D&I and S&C have different **PRIORITIES**: D and C are task-oriented, and I and S are people oriented.
- D&S and I&C have **BOTH PACE AND PRIORITY DIFFERENCES**.

A DEEPER LOOK AT THE FOUR DISCStyles™

Below is a chart to help you understand some of the characteristics of each of the Four Basic DISC Styles, so you can interact with each style more effectively. Although behavioral style is only a partial description of personality, it is quite useful in describing how a person behaves, and is perceived, in personal, social and work situations.

	HIGH DOMINANT STYLE	HIGH INFLUENCING STYLE	HIGH STEADY STYLE	HIGH CONSCIENTIOUS STYLE
Tends to Act	Assertive	Persuasive	Patient	Contemplative
When in Conflict, this Style	Demands Action	Attacks	Complies	Avoids
Needs	Control	Approval	Routine	Standards
Primary Drive	Independence	Interaction	Stability	Correctness
Preferred Tasks	Challenging	People related	Scheduled	Structured
Comfortable with	Being decisive	Social friendliness	Being part of a team	Order and planning
Personal Strength	Problem solver	Encourager	Supporter	Organizer
Strength Overextended	Preoccupation on goals over people	Speaking without thinking	Procrastination in addressing change	Over analyzing everything
Personal Limitation	Too direct and intense	Too disorganized and nontraditional	Too indecisive and indirect	Too detailed and impersonal
Personal Wants	Control, Variety	Approval, Less Structure	Routine, Harmony	Standards, Logic
Personal Fear	Losing	Rejection	Sudden Change	Being Wrong
Blind Spots	Being held accountable	Follow through on commitments	Embracing need for change	Struggle to make decisions without overanalyzing
Needs to Work on	Empathy, Patience	Controlling emotions Follow through	Being assertive when pressured	Worrying less about everything
Measuring Maturity	Giving up control	Objectively handling rejection	Standing up for self when confronted	Not being defensive when criticized
Under Stress May Become	Dictatorial Critical	Sarcastic Superficial	Submissive Indecisive	Withdrawn Headstrong
Measures Worth by	Impact or results Track record	Acknowledgments Compliments	Compatibility Contributions	Precision, Accuracy Quality of results

COMMUNICATING WITH THE DISCStyles™

Communicating with the **DOMINANT** Style

D CHARACTERISTICS:	SO YOU SHOULD...
Concerned with being #1	Show them how to win, new opportunities
Think logically	Display reasoning
Want facts and highlights	Provide concise data
Strive for results	Agree on goal and boundaries, the support or get out of their way
Like personal choices	Allow them to “do their thing,” within limits
Like changes	Vary routine
Prefer to delegate	Look for opportunities to modify their workload focus
Want others to notice accomplishments	Compliment them on what they’ve done
Need to be in charge	Let them take the lead, when appropriate, but give them parameters
Tendency towards conflict	If necessary, argue with conviction on points of disagreement, backed up with facts; don’t argue on a “personality” basis

Communicating with the **INFLUENCING** Style

I CHARACTERISTICS:	SO YOU SHOULD...
Concerned with approval and appearances	Show them that you admire and like them
Seek enthusiastic people and situations	Behave optimistically and provide upbeat setting
Think emotionally	Support their feelings when possible
Want to know the general expectations	Avoid involved details, focus on the “big picture”
Need involvement and people contact	Interact and participate with them
Like changes and innovations	Vary the routine; avoid requiring long-term repetition by them
Want others to notice THEM	Compliment them personally and often
Often need help getting organized	Do it together
Look for action and stimulation	Keep up a fast, lively, pace
Surround themselves with optimism	Support their ideas and don’t poke holes in their dreams; show them your positive side
Want feedback that they “look good”	Mention their accomplishments, progress and your other genuine appreciation

Communicating with the **STEADY** Style

S CHARACTERISTICS:	SO YOU SHOULD...
Concerned with stability	Show how your idea minimizes risk
Think logically	Show reasoning
Want documentation and facts	Provide data and proof
Like personal involvement	Demonstrate your interest in them
Need to know step-by-step sequence	Provide outline and/or one-two-three instructions as you personally "walk them through"
Want others to notice their patient perseverance	Compliment them for their steady follow-through
Avoid risks and changes	Give them personal assurances
Dislike conflict	Act non-aggressively, focus on common interest or needed support
Accommodate others	Allow them to provide service or support for others
Look for calmness and peace	Provide a relaxing, friendly atmosphere
Enjoy teamwork	Provide them with a cooperative group
Want sincere feedback that they're appreciated	Acknowledge their easygoing manner and helpful efforts, when appropriate

Communicating with the **CONSCIENTIOUS** Style

C CHARACTERISTICS:	SO YOU SHOULD...
Concerned with aggressive approaches	Approach them in an indirect, nonthreatening way
Think logically	Show your reasoning
Seek data	Give data to them in writing
Need to know the process	Provide explanations and rationale
Utilize caution	Allow them to think, inquire and check before they make decisions
Prefer to do things themselves	When delegating, let them check procedures, and other progress and performance before they make decisions
Want others to notice their accuracy	Compliment them on their thoroughness and correctness when appropriate
Gravitate toward quality control	Let them assess and be involved in the process when possible
Avoid conflict	Tactfully ask for clarification and assistance you may need
Need to be right	Allow them time to find the best or "correct" answer, within available limits
Like to contemplate	Tell them "why" and "how"

The first step to building stronger communication is awareness. By identifying how we are similar and different, we can make cognitive choices when interacting to create stronger, more engaged relationships.

Part II Understanding Yourself

General Characteristics

The narration below serves as a general overview of your behavioral tendencies. It sets the stage for the report which follows, and provides a framework for understanding and reflecting on your results. We've occasionally provided some coaching ideas so that you can leverage your strengths whenever possible to maximize your personal success.

You tend to have a long fuse and seldom become visibly angry or agitated. You may harbor internal anger, but you tend not to vocalize it to those involved, instead perhaps "venting" to others not involved in the project. Overall, you tend not to seek direct confrontation about what is making you upset, which is a good thing as long as you don't let such conflicts boil to the surface.

You show a rare ability to get along with a wide variety of people. This comes from both your sincere interest in people and from your inherent patience in working with others. You may be able to bring various individuals together who might not otherwise cooperate.

You have the ability to persuade others, not with hype, but rather with warmth, sincerity, and understanding. These are perhaps considered "soft sell" tools, but they can make a big impact. This skill comes from the merging of your "people skills," along with the fact that you tend to be more modest when dealing with people.

You score like those who prefer to establish long-term relationships, rather than brief, superficial ones. This perhaps comes from your preference toward stability in your lifespace, and longer-term relationships may bring that stability. Friendships and acquaintanceships you have made in the past are important to you, even now.

Sample, your score pattern suggests a high degree of persistence and patience in working on projects. This can be especially important when the assignments are long, detailed, and involve a multitude of personal or complex tasks. Where others may lose patience and perhaps allow overall quality to lapse, you bring a unique pulse and tempo that can serve as a model for others.

Sample, the responses you gave indicate that you tend to be unselfish and sensitive to the needs of others. This is a rare type of generosity that comes with no strings attached, hidden agendas, or ulterior motives. People who score like you get a genuine "rush" when they are helping others. That's the up-side. The flipside is that you may need to monitor yourself closely to make sure you are not spreading yourself too thin in your efforts to please everybody.

Others may tend to seek you out for assistance or advice. This is because they perceive you as being sensitive to their needs, and because you provide a stable and consistent point of view for them. You may be seen as a coach or counselor that they can count on to listen to ideas and input. That's good, as long as it doesn't hamper your ability to complete your own tasks.

Your responses indicate that you tend not to force your own ideas on others with edicts, but rather by offering carefully considered suggestions. This can be a key point of success in a variety of areas. It helps build both rapport and credibility with others and is a strength that you can affirm in a genuine way. The combination of your listening skills, people skills, and innate sincerity allow you to influence others and thus affect the results.

Style Overview

DISC describes you based on your observable behavior which can provide insights for others regarding your communication preferences and how you will likely interact with and respond to them.

Through this report you have an opportunity to discover (observe and evaluate) your behavioral responses in various environments. You can explore your reactions to a variety of situations and contexts, including the actions and reactions of others, to determine the most effective communication strategy or course of action.

Your Behavioral Style: Coach

Coaches are adept at solving "people problems." They are seen as warm, empathetic and insightful. They like to form extended personal relationships and often develop a reputation for unobtrusive, contributory efforts when working with others. They can become too lenient with marginal contributors and tend to be too mild when issuing corrections, directions and expectations.

Below are some key behavioral insights to keep in mind and share with others to strengthen your relationships.

- **Emotional characteristic:** Wants to be seen as warm and open by others.
- **Goals:** Building personal connections and positive feelings.
- **How others are valued:** Favorable recognition of others; finds the basic decency in them.
- **Influences group:** Through personal relationships and being open to others' ideas, problems and needs.
- **Value to the organization:** Will bring stability to group efforts with predictable actions and will possess good listening skills.
- **Cautions:** Can become too tolerant and may avoid needed direct confrontations.
- **Under Pressure:** Can become too accommodating, trusting and sharing too much with others.
- **Fears:** Having to pressure others or being seen or blamed as the source of pain or problems by others.

WORD SKETCH - Adapted Style

DISC is an observable “needs-motivated” instrument based on the idea that emotions and behaviors are neither “good” nor “bad.” Rather, behaviors reveal the needs that motivate that behavior. Therefore, once we can accurately observe one’s actions, it is easier to “read” and anticipate their likely motivators and needs. This allows us to predict what will and will not please them which makes for better relationships and a more harmonious and productive workplace! This chart shows your ADAPTED DISC Graph as a “Word Sketch.” Use it with examples to describe why you do what you do and what’s important to you when it comes to (D)ominance of Problems, (I)nfluence of other People, (S)teadiness of Pace, or (C)ompliance to Procedures and Rules. Share more about the specific needs (now maybe habits) that drive you in each area of FOCUS. Is your DISC point at levels 1 and 2? Then your emotions and needs are the opposite of those whose graph is at Levels 5 and 6 in that area.

	D	I	S	C
DISC Focus	Problems / Tasks	People	Pace (or Environment)	Procedures
Needs	Challenges to solve, Authority	Social relationships, Friendly environment	Systems, Teams, Stable environment	Rules to follow, Data to analyze
Observable	Decisive, risk-taker	Optimistic, trust others	Patience, stabilizer	Cautious, careful decisions
Fears	... being taken advantage of/lack of control	... being left out, loss of social approval	... sudden change/loss of stability and security	... being criticized/loss of accuracy and quality
6	argumentative daring demanding decisive domineering egocentric	emotional enthusiastic gregarious impulsive optimistic persuasive	calming loyal patient peaceful serene team person	accurate conservative exacting fact-finder precise systematic
5	adventurous risk-taker direct forceful	charming influential sociable trusting	consistent cooperative possessive relaxed	conscientious courteous focused high standards
4	assertive competitive determined self-reliant	confident friendly generous poised	composed deliberate stable steady	analytical diplomatic sensitive tactful
3	calculated risk moderate questioning unassuming	controlled discriminating rational reflective	alert eager flexible mobile	own person self-assured opinionated persistent
2	mild seeks consensus unobtrusive weighs pro/con	contemplative factual logical retiring	discontented energetic fidgety impetuous	autonomous independent firm stubborn
1	agreeing cautious conservative contemplative modest restrained	introspective pessimistic quiet pensive reticent suspicious	active change-oriented fault-finding impatient restless spontaneous	arbitrary defiant fearless obstinate rebellious sarcastic

WORD SKETCH - Natural Style

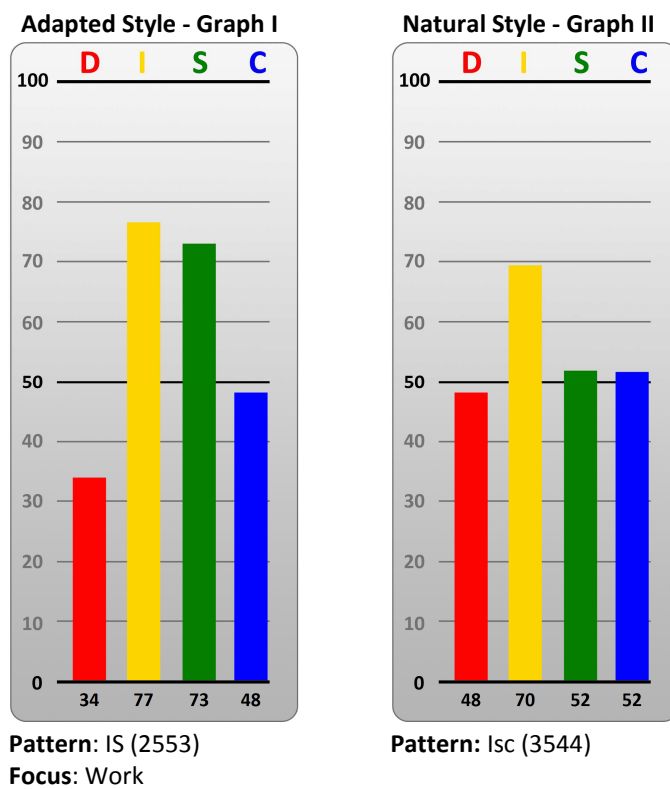
DISC is an observable “needs-motivated” instrument based on the idea that emotions and behaviors are neither “good” nor “bad.” Rather, behaviors reveal the needs that motivate our behavior. Therefore, once we can accurately observe one’s actions, it’s easier to “read” and anticipate their likely motivators and needs. This allows us to predict what will and will not please them, which makes for better relationships and a more harmonious and productive workplace! This chart shows your NATURAL DISC Graph as a “Word Sketch.” Use it with examples to describe why you do what you do and what’s important to you when it comes to (D)ominance of Problems, (I)nfluence of other People, (S)teadiness of Pace, or (C)ompliance to Procedures and Rules. Share more about the specific needs (now maybe habits) that drive you in each area of FOCUS. Is your DISC point at levels 1 and 2? Then your emotions and needs are the opposite of those whose graph is at Levels 5 and 6 in that area.

	D	I	S	C
DISC Focus	Problems / Tasks	People	Pace (or Environment)	Procedures
Needs	Challenges to solve, Authority	Social relationships, Friendly environment	Systems, Teams, Stable environment	Rules to follow, Data to analyze
Observable	Decisive, risk-taker	Optimistic, trust others	Patience, stabilizer	Cautious, careful decisions
Fears	... being taken advantage of/lack of control	... being left out, loss of social approval	... sudden change/loss of stability and security	... being criticized/loss of accuracy and quality
6	argumentative daring demanding decisive domineering egocentric	emotional enthusiastic gregarious impulsive optimistic persuasive	calming loyal patient peaceful serene team person	accurate conservative exacting fact-finder precise systematic
5	adventurous risk-taker direct forceful	charming influential sociable trusting	consistent cooperative possessive relaxed	conscientious courteous focused high standards
4	assertive competitive determined self-reliant	confident friendly generous poised	composed deliberate stable steady	analytical diplomatic sensitive tactful
3	calculated risk moderate questioning unassuming	controlled discriminating rational reflective	alert eager flexible mobile	own person self-assured opinionated persistent
2	mild seeks consensus unobtrusive weighs pro/con	contemplative factual logical retiring	discontented energetic fidgety impetuous	autonomous independent firm stubborn
1	agreeing cautious conservative contemplative modest restrained	introspective pessimistic quiet pensive reticent suspicious	active change-oriented fault-finding impatient restless spontaneous	arbitrary defiant fearless obstinate rebellious sarcastic

DISCstyles eGraphs for Sample Report

Your Adapted Style indicates you tend to use the behavioral traits of the IS style(s) in your selected Work focus. Your Natural Style indicates that you naturally tend to use the behavioral traits of the Isc style(s).

Your Adapted Style is your graph displayed on the left. It is **your perception of the behavioral tendencies you think you should use in your selected focus** (work, social or family). This graph may change when you change roles or situations. The graph on the right is your Natural Style **and indicates the intensity of your instinctive behaviors and motivators**. It is often a better indicator of the “real you” and your “knee jerk”, instinctive behaviors. This is how you act when you feel comfortable in your home environment and are not attempting to impress. It is also what shows up in stressful situations. This graph tends to be fairly consistent, even in different environments.



If the bars are similar, it means that you tend to use your same natural behaviors in either environment. If your Adapted Style is different from your Natural Style, this may cause stress if over a long period of time. You are then using behaviors that are not as comfortable or natural for you.

The four-digit numbers (under the graphs) represent your segment numbers in DISC order and dictate the adjectives highlighted on the Word Sketch pages.

The higher or lower each D, I, S, C point is on your graph, the greater or lesser your behavior impacts your results at work and with others around you. Once aware, you can adapt your style to be more effective. Can you change? Of course! You do it every day depending on your situations. However, permanent behavioral change comes only with awareness and practice.

Behavioral Pattern View

The BPV has eight behavioral zones. Each zone identifies a different combination of behavioral traits. The peripheral descriptors describe how others typically see individuals with your style. Plots on the outer edges of the diamond identify that one factor (DISC) of your style will dominate the other three. As you move towards the center of the diamond, two and eventually three traits combine to moderate the intensity of your style descriptors within a specific behavioral zone.

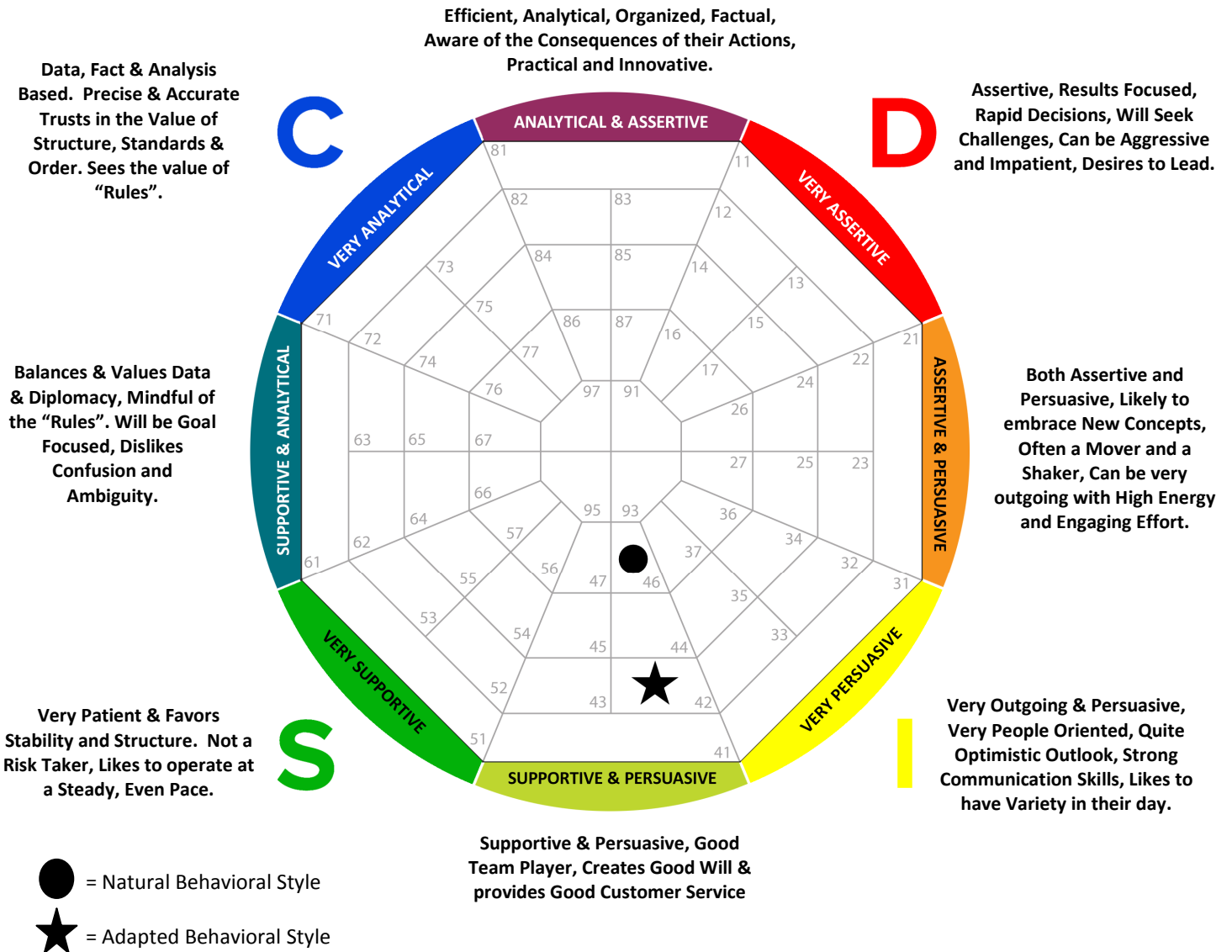
THE SCORING LEGEND

D = Dominance: How you deal with Problems and Challenges

I = Influence: How you deal with People and Contacts

S = Steadiness: How you deal with Pace and Consistency

C = Conscientious/Compliance/Structure: How you deal with Procedure and Constraints



Communication Tips for Others

The following suggestions can help others who interact with you understand and be aware of your communication preferences. To use this information effectively, share it with others and also discuss their preferences.

Check the two most important ideas when others communicate with you (dos & don'ts) and transfer them to the Summary of Your Style page.

When Communicating with Sample, DO:

- Put the details in writing, but don't plan on discussing them too much.
- Ask for her input regarding people and specific assignments.
- Be candid, open, and patient.
- Be certain to conclude the communication with some modes of action and specific next steps for all involved.
- Provide assurances about her input and decisions.
- Join in with some name-dropping and talk positively about people and their goals.
- Plan to talk about things that support her dreams and goals.

When Communicating with Sample, DON'T:

- Offer assurances and guarantees you can't fulfill.
- Be impersonal or judgmental.
- Be rude or abrupt in your delivery.
- Be vague or ambiguous.
- Talk down to her.
- Be overly task-oriented.
- Let the discussion with her get caught in dreams too much, otherwise you'll lose time.

Your Motivators: Wants and Needs

Motivation is the enthusiasm or willingness to do something. Everybody is motivated; however, all people are motivated for their own reasons, not somebody else's. Simply, people are motivated by what they want.

Our behaviors are also driven by our needs. Each style has different needs. If one person is stressed, they may need quiet time alone; another may need social time around a lot of people. Each has different ways to meet their needs. The more fully our needs are met, the easier it is to perform at an optimal level.

Choose the two most important wants and the two most important needs and transfer them to the Summary of Your Style page.

You Tend to Be Motivated By:

- Acceptance as a positive and supportive member of the organization and team.
- Identification with the organization, team, and others with whom a spirit of work responsibility has been established.
- Evidence that a new process has been successful in similar applications.
- Projects and assignments that provide interpersonal contact, and an opportunity to help both internal and external stakeholders.
- A work culture that is supportive of family activities and commitments.
- Flexibility to circulate and talk with a variety of people.
- A supervisor, manager, or board who practices a democratic leadership process.

People With Patterns Like You Tend to Need:

- To learn to say "no" more often in order to avoid spreading yourself too thin.
- A sense of belonging to the team or organization as a whole.
- To be kept in the information loop regarding projects and initiatives within the organization.
- Increased urgency in decision making.
- To be more realistic and ambitious in setting deadlines for team projects.
- More direction toward work tasks, and less focus on chatting and socializing.
- Encouragement to keep the positive spirit and optimism when the pressure is on.

What You Bring to the Organization

This page provides useful insights for a job or as you work together on a team or family project. These are the talents and tendencies you bring. When used in environments that you are most effective in, you are likely to be self-motivated to accomplish great things. It is possible that you may not always be in an environment that allows you to be your best. We recommend you speak with your leader to see what can be incorporated into your current environment to help maintain your motivation. Check the two most important strengths, the two most important work style tendencies and the two most important environmental factors and transfer them to the Summary of Your Style page.

Your Strengths:

- You are able to negotiate conflicts into win-win situations.
- You are very people-oriented and, as a result, are able to talk with new people very easily in small groups or in large audiences.
- You bring a high "sincerity factor" to the team climate.
- You are a good listener.
- You work hard to achieve the team's goals and objectives.
- You demonstrate a high degree of patience in working with others.
- You are able to build positive relationships with internal and external stakeholders.

Your Work Style Tendencies:

- You are optimistic and motivated to be an excellent team player, able to defer your ego when working with others who may prefer having more control of the situation.
- You tend to be an excellent "teacher" to peers on the team, at all levels of the organization.
- You show a high degree of persistence in working on projects, especially over the long haul.
- On the job, you tend to say "yes" more often than "no," when asked to help out with a colleague's project or problem.
- On the job, you have a strong need to be patient, polite, and create an environment of good-will for internal and external stakeholders.
- Your empathetic nature and sensitivity toward people may lead others to seek you out as a coach or counselor, or ask to assist them with a personal or team problem.
- You tend not to force your own ideas on others with edicts, but rather by offering considered suggestions.

You Tend to Be Most Effective In Environments That Provide:

- Support and appreciation of your individual efforts.
- A work culture that takes pride in the systems, processes, and people working behind the scenes.
- A favorable working climate containing positive attitudes and optimistic spirit.
- Clear responsibility and lines of authority to avoid confusion or overlapping initiatives.
- A balance between some stable, predictable work activities and some variety and change on a regular basis.
- A work culture that allows for your natural interest in helping others learn and grow professionally.
- A job culture where there is little hostility, confrontation, anger, or pressure.

The I Style

Under Stress - Perceptions, Behavior and Needs for the I

Stress is unavoidable. The perceptions of our behavior may have a significant impact on our effectiveness - both in how we perceive ourselves and how others perceive us. The way we behave under stress can create a perception that is not what we intend. The descriptions below of perceptions by others may seem somewhat extreme at times (especially if our behavior is an over-extended strength that becomes a weakness or limitation). As you understand these perceptions more clearly, you are able to modify your behavior to maximize your own effectiveness and ensure that others see you as you intend.

Potential Self Perception:

- Accepting of others
- A stabilizing presence
- Good coach / counselor
- Not an extremist

Under Stress, May be Perceived by Others:

- Overly tolerant with non-producers
- Uncertain
- Low sense of urgency
- Doesn't take a stand

Under Stress You Need:

- A quick pace for stimulation and excitement
- To get credit
- Action and interaction

Your Typical Behaviors in Conflict:

- When you experience a moment of misery, you may appear overeager, impulsive, sarcastic and demanding. You may disregard the facts, and may not listen well to what is being said (only hearing what you want to hear).
- If a conflict persists or your anger increases, you are likely to lash out with a strong verbal attack on the other person. This may have a startling effect on others since it is so unlike your normal behavior.
- Your anger is generally a response to a personal attack or, possibly, the failure of someone to support you when you were really counting on that person's support. Of course you may interpret a comment intended to refer to a task-related problem as a personal attack, especially if it concerns your contribution to the problem.

Strategies to Reduce Conflict and Increase Harmony:

- You have a tendency to "think out loud." Others may take these "brainstorming" ideas as actual commitments and become upset when those "commitments" are not completed. So, let others know in advance when you are only exploring ideas and options and not committing to actions.
- Avoid giving others a false impression of the level of support you will give them. When promising your support, make clear precisely what it is that you will do.
- Be sure to fulfill all of your commitments. If you will be unable to keep a commitment or meet a deadline, inform the people involved as soon as possible. Do not assume that others will automatically step in to cover for you.

Potential Areas for Improvement

Everyone has struggles, limitations, or weaknesses. Oftentimes, it's simply an overextension of our strengths which may become a weakness. For example, a High D's directness may be a strength in certain environments, but when overextended they may tend to become bossy.

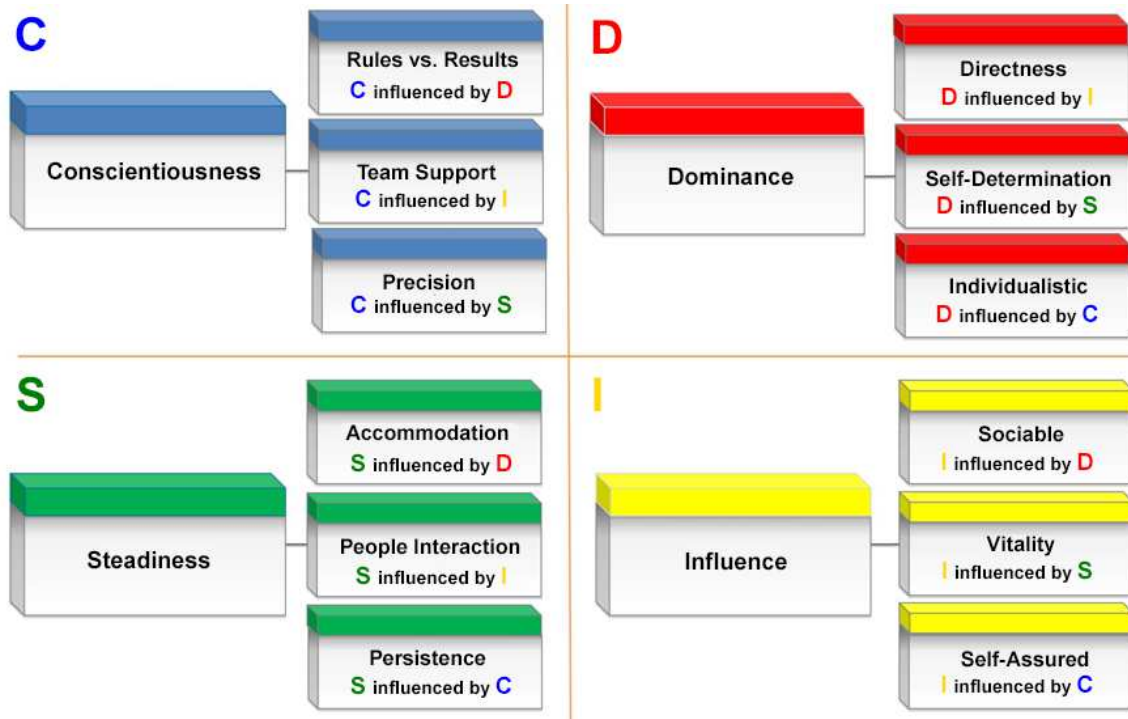
As you consider ways to continue to improve to be a better communicator, we recommend you focus on no more than two at a time, practice and strengthen them, and then choose another area to focus on and improve.

Check the two most important areas you are committed to improve upon and transfer them to the Summary of Your Style page.

Potential Areas for Improvement:

- You may be rather indirect in providing instructions, because you don't want to impose your will on others.
- You may have difficulty with quick decision making because of your need to consider the "people side" of all issues.
- You may show less emphasis on productivity and more emphasis on the "people side" of a project.
- You may be a bit of a grudge-holder toward those who offer criticism.
- You may tend to take constructive criticism personally, possibly losing focus as to how it relates to the task.
- You may hesitate to correct or discipline those who report to you, for fear of offending someone.
- You may need some coaching in time management; for instance, in setting more ambitious deadlines.

The 12 Integrated DISC Style Relationships



For a more complete understanding of a person's overall behavior style, you can view how each of the primary (4) four DISC factors interact to produce (12) twelve integrated behaviors, or how your individual D style is influenced by your I, S and C styles. The ability to identify and measure the interaction of the (12) twelve factors represents a dramatic improvement in the use and application of DISC to better understand human behavior. These behaviors define how we deliver our thinking into the world.

Each of the (12) twelve factors has been assigned specific descriptors to help you naturally associate the factor to a specific behavior.

Each person will display some of these factors more strongly than the others. The (5) five intensity levels range from Low (absent in most situations) through High (clearly displayed in most situations). Intensity is a measurement of the relative contribution of a specific factor to a person's observable natural behaviors that are most often displayed in most situations. We can measure the strength of a factor in a person's overall behavioral style by viewing the intensity score.

- The **length of the black bar** shows the relative influence of the DISC factors in someone's overall observable behavioral style. These are presented in order from highest to lowest influence and are specific to you.
- The **blue box** identifies 68% of all scores in the general population for each integrated behavior. One standard deviation (34%) below the median score (vertical link) and one standard deviation (34%) above the median score (vertical link). Unlike an AVERAGE, the median score will not always be shown with equal space on both sides.

The 12 Integrated DISC Style Relationships Graphs

This list of (12) twelve Integrated DISC relationships reveals how the (4) four Primary DISC behaviors combine and work together to create the socialized behaviors others see and experience. These are presented in order from highest to lowest influence and are specific to you.

Intensity Scoring Legend – DISC Style intensity is a measure of how you will likely display the specific behavior when interacting and communicating with others in most situations.

- **Low Intensity** - Low Intensity scores indicate the ABSENCE of this behavior in MOST situations.
- **Low Moderate** - Low Moderate Intensity scores are only SOMETIMES observable in SOME situations.
- **Moderate Intensity** - Moderate Intensity score is flexible and may or may not become observable based upon the requirements of the specific situation.
- **High Moderate** - High Moderate Intensity scores are frequently observable in many situations.
- **High Intensity** - High Intensity scores will be clearly observable, displayed more often and seen in most situations.

1. The Sociable Behavior (I/D) [High Moderate Intensity]



“How this individual's need for social interaction is impacted by their assertiveness and desire for immediate results.” The Sociable behavior measures HOW the strength of this individual's preference for cordial social interaction and people connection is influenced by their need for immediate results. Higher intensity scores reflect an emphasis on seeking, building and sustaining personal relationships while Lower intensity scores reflect a much stronger competitive “result now” focus with less effort on accommodation and building relationships.

2. The Self-Assured Behavior (I/C) [Moderate Intensity]



“How this individual's people oriented extroversion is impacted by their need for accuracy and structure.” The Self-Assured behavior measures HOW the strength of this individual's extroversion and desire for personal connection with others is influenced by their need for structure, detail, and accurate evidence prior to taking action. Higher intensity scores can sometimes lead to overconfidence with a willingness to improvise and to take spontaneous actions vs. thorough planning while Lower intensity scores reflect a cautious and conscientious approach that seeks to take actions that are supported by reliable tactics, trusted data and past successes.

3. The Vitality Behavior (I/S) [Moderate Intensity]



“How this individual's people focused extroversion is impacted by their preferred pace and activity level.” The Vitality behavior measures HOW the strength of this individual's desire for interpersonal connections is influenced by their degree of urgency, preferred pace and activity level. Higher intensity scores reflect a high energy, freewheeling, confident and engaging style that will likely embrace new ideas and concepts while Lower intensity scores reflect thoughtfulness and care when crafting both words and deeds as one moves steadily toward the identified goal and objective.

4. The Accommodation Behavior (S/D) [Moderate Intensity]



“How this individual's need to operate at a steady pace and innate degree of patience is impacted by their need for immediate results.” The accommodation behavior measures HOW the strength of this individual's level of patience and activity level are influenced by the strength of their desire to lead, command and direct activities focused on immediate results and solutions. Higher intensity scores reflect a willingness to consider, accommodate and support alternative solutions and ideas while Lower intensity scores reflect a propensity to make difficult decisions, remain firm in supporting and defending them sustained by a strong focus on achieving immediate results and accomplishing assigned goals.

5. The Rules vs. Results Behavior (C/D) [Moderate Intensity]



“How this individual's need for accuracy, precision and guidelines is impacted by their need for immediate results.” The Rules vs. Results behavior measures HOW the strength of this individual's need to precisely follow established structural and procedural guidelines, standards and codes is influenced by their need for direct “results now” actions that target immediate accomplishments. Higher intensity scores identify a strong need to pursue objectives with guidance and reliance upon established structure, rules, organizational protocols and policies while Lower intensity scores suggest a more direct, immediate “result now” focus that will not likely be restrained by established protocols, procedures and policies.

6. The Persistence Behavior (S/C) [Moderate Intensity]



“How this individual's need for pace and patience is impacted by their need for accuracy, precision and planning.” The Persistence behavior measures HOW the strength of this individual's patience, activity level and team support is influenced by their need for accuracy, precision and structure. Higher intensity scores reflect an emphasis on supporting planned group and team efforts while Lower intensity scores reflect a need to follow established policies and procedures even if it requires running counter to the team's direction that may be advocating alternative or even potentially risky actions.

7. The Precision Behavior (C/S) [Moderate Intensity]



“How this individual's need for accuracy, precision and planning is impacted by their desire for team support and accommodation.” The Precision behavior measures HOW the strength of this individual's need for structure, accuracy, order and precision is influenced by their pace, patience and level of team accommodation. Higher intensity scores reflect a desire to operate in a “fail-safe” environment supported by accurate data and through preparation while Lower intensity scores suggest steady paced progress, strong support, consideration and accommodation for the team's overall direction.

8. The Individualistic Behavior (D/C) [Moderate Intensity]




“How this individual's “results now” assertiveness is impacted by their desire to be accurate, analytical and structured.” The Individualistic behavior measures HOW the strength of this individual's direct, assertive and “results now focus” is influenced by their need to precisely follow established structural and procedural guidelines while pursuing objectives. Higher intensity scores will not likely be deterred by potential restraints or established policies especially if they are perceived to impede immediate results while Lower intensity scores will favor strong and precise compliance and adherence to established structure, rules, policy and procedures.

9. The Self-Determination Behavior (D/S) [Moderate Intensity]

LOW

HIGH



“How this individual's degree of assertive “results now” focus is impacted by their level of patience.” The Self-Determination behavior measures HOW the strength of this individual's direct, assertive and “results now” oriented behaviors are influenced by their degree of patience and preferred pace. Higher intensity scores identify a preference toward a more “now oriented pace” that is keyed toward taking actions that achieve immediate results and goals while Lower intensity scores identify a steadier, less urgent pace that embraces planning and careful consideration of consequences prior to taking action.

10. The People Interaction Behavior (S/I) [Moderate Intensity]

LOW

HIGH



“How this individual's need for a steady pace and exercise of patience is impacted by their desire to connect and engage in social interaction.” The People Interaction behavior measures HOW the strength of this individual's degree of patience and preferred activity level are influenced by the strength of their extroversion and a desire to socially interact and accommodate others. Higher intensity scores will display a great deal of care and consideration when crafting the words and deeds that impact others while Lower intensity scores will reflect a freewheeling and confident belief that most if not all interactive social situations can be handled “on the fly.”

11. The Team Support Behavior (C/I) [Moderate Intensity]

LOW

HIGH



“How this individual's need for accuracy, precision and following procedure is impacted by their desire for social connection and interaction.” The Team Support behavior measures HOW the strength of this individual's desire for accuracy, structure, rules and standards is influenced by the strength of their desire to interact, engage and accommodate other people. Higher intensity scores display reliance upon structure, logic, facts and established data, procedures and protocols while Lower intensity scores display a more cordially social, engaging and accommodating communication style with a less focus on established protocols.

12. The Directness Behavior (D/I) [Low Moderate Intensity]

LOW

HIGH



“How this individual's dominance and 'results now focus' is impacted by their desire to interact, connect and relate to others.” The Directness behavior measures HOW the strength of this individual's direct, assertive and results oriented communication style is influenced by their desire to build relationships and connect with others. Higher intensity scores identify a willingness to make and defend tough and even unpopular decisions while Lower intensity scores will identify an inclination to search for a more socially interactive, popular and accommodating solution.

Summary of Sample Report's Style

Communication is a two-way process. Encourage others to complete their own DISCstyles Online Assessment and then share the Summary Sheet with each other. By discussing preferences, needs and wants of the people you work with, socialize with and live with, you can enhance these relationships and turn what might have been a stressful relationship into a more effective one just by understanding and applying the DISCstyles information. Complete the worksheet below from the previous pages of this report.

COMMUNICATION DOS & DON'TS

1. _____
2. _____

YOUR MOTIVATIONS: WANTS

1. _____
2. _____

YOUR MOTIVATIONS: NEEDS

1. _____
2. _____

YOUR STRENGTHS

1. _____
2. _____

YOUR WORK STYLE TENDENCIES

1. _____
2. _____

EFFECTIVE ENVIRONMENTAL FACTORS

1. _____
2. _____

POTENTIAL AREAS FOR IMPROVEMENT

1. _____
2. _____

PART III UNDERSTANDING OTHERS AND ADAPTABILITY

Understanding your own behavioral style is just the first step to enhancing relationships. To really begin to use the power of behavioral styles, you also need to know how to apply the information to other people and in other situations. Good relationships can get better and challenging relationships may become good.

People want to be treated according to their behavioral style, not yours.

People generally make the mistake of assuming that others interact and think the same way they do, and many of us grew up believing in The Golden Rule: treating others the way you would like to be treated. Instead, we encourage another practical rule to live by - what Dr. Tony Alessandra calls **The Platinum Rule®: to treat others the way THEY want to be treated.** This practice requires strategic adjustment made on a case-by-case basis, and adjusting your own behavior to make people feel more at ease with you and the situation is known as **Adaptability.**

It is important to remember that adapting our styles is not always easy! It may take some time, feel very difficult, or seem especially foreign in certain situations. Give it time, practice, patience and diligence and you will see relationship benefits.

ADAPTABILITY

THE APPLICATION SECTION INCLUDES:

- What is Adaptability?
- How to Identify Another Person's Behavioral Style
- Communicating with Each Style
- How to Adapt to the Different Behavioral Styles
 - Modifying Directness/Indirectness
 - Modifying Openness/Guardedness
 - Modifying Pace & Priority
- Adapting in Different Situations
 - At Work
 - In Sales and Service
 - In Social Settings
 - In Learning Environments
- Application Activities

What is Adaptability?

Adaptability is based on two elements: **Flexibility and Aptitude**. **Flexibility** is your **Willingness** and **Aptitude** is your **Capability** to adjust your approach or strategy based on the particular needs of the situation or relationship at a particular time. It's something you must **cognitively choose to apply** to yourself (to your patterns, attitudes and habits), not expect from others.

We practice adaptability each time we slow down for a C or S style; or when we move a bit faster for the D or I style. It also occurs when the D or C styles take the time to build the relationship with an S or I style, or when the I or S style focuses on facts or gets right to the point with D or C styles.

Adaptability does not mean an “imitation” of the other person’s style. It does mean adjusting your openness, directness, pace, and priority in the direction of the other person’s preference, while maintaining your own identity. Adaptable people know how to negotiate relationships in a way that allows everyone to win.

Your adaptability level influences how others judge their relationship with you. Raising your adaptability will increase trust and credibility; if you lower your adaptability, trust and credibility will decrease. Being more adaptable enables you to interact more productively with difficult people and helps you to avoid or manage tense situations.

Important Considerations:

- Adaptability is important to **all** successful relationships.
- No one style is naturally more adaptable than another.
- Adaptability is a choice:
 - You can choose to be adaptable with one person, and not so with others.
 - You can choose to be quite adaptable with one person today and less adaptable with that same individual tomorrow.
- People often adopt a different style in their professional lives than they do in their social and personal lives.
 - We tend to be more adaptable at work and with people we know less.
 - We tend to be less adaptable at home and with people we know better.

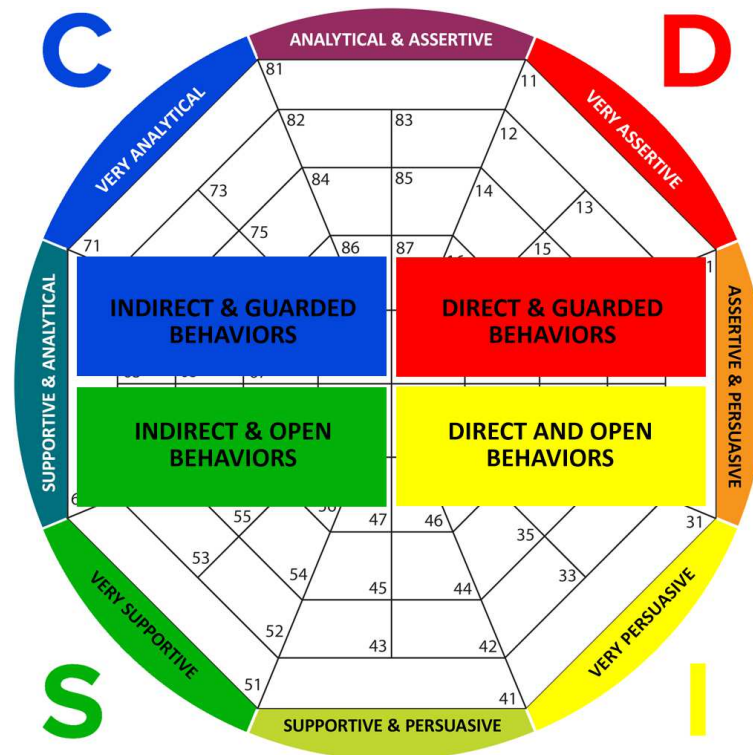
Words of Advice:

Adaptability at its extreme could appear wishy-washy and two-faced. A person who maintains high adaptability in all situations may not be able to avoid stress and inefficiency. There is also the danger of developing tension from the stress of behaving in a “foreign” style. Usually, this is temporary and may be worth it if you gain rapport with others. At the other end of the continuum, no adaptability would cause others to view someone as rigid and uncompromising because they insist on behaving according to their own natural pace and priority.

Recognizing another person's Behavioral Style

2 Power Questions:

1. Are they **DIRECT** or **INDIRECT** in their communications?
(Directness is the 1st predictor of Style. Direct plots on the right, Indirect on the Left).
2. Are they **GUARDED** or **OPEN** in their communications?
(Openness is the 2nd predictor of Style. Open plots on the Bottom, Guarded on the Top).



When we integrate both the natural tendency to be either **DIRECT** or **INDIRECT** with the natural tendency to be either **GUARDED** or **OPEN**, it forms the foundation and the basis for plotting each of the four different behavioral styles:

D = Individuals who typically exhibit *direct & guarded behaviors* define the **Dominant Style**.

I = Individuals who exhibit *direct & open behaviors* define the **Influence Style**.

S = Individuals who exhibit *indirect & open behaviors* define the **Steadiness Style**.


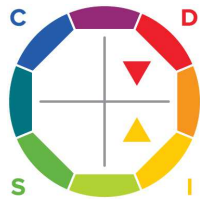

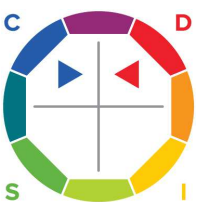
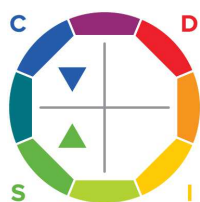

C = Individuals who exhibit *indirect & guarded behaviors* define the **Conscientious Style**.

The behavioral intensity of directness or indirectness and being open or guarded is shown in the quadrant you plot. The plots towards the edge of the diamond reflect **MORE INTENSITY** and those plotting closer to the center reflect **MODERATE INTENSITY** of both characteristics.

Communicating with each Style

With D's	With I's	With S's	With C's
<ul style="list-style-type: none"> • Show them how to win • Display Reasoning • Provide concise data • Agree on goals and boundaries • Vary Routine • Compliment them on what they have done • Provide opportunities for them to lead, impact results 	<ul style="list-style-type: none"> • Show them that you admire and like them • Be Optimistic • Support their feelings and ideas • Avoid involved details • Focus on the Big Picture • Interact and Participate with them - do it together • Provide acknowledgements, accolades and compliments 	<ul style="list-style-type: none"> • Show how your idea minimizes risk • Demonstrate interest in them • Compliment them on follow through • Give personal assurances • Provide a relaxing, friendly, stable atmosphere • Act non-aggressively, focus on common interests • Provide opportunities for deep contribution and teamwork 	<ul style="list-style-type: none"> • Approach indirectly, non-threatening • Show your reasoning, logic, give data in writing • Allow them to think, inquire and check before they make decisions • Tell them "why" and "how" • Provide opportunities for precision, accuracy and planning for quality results

Tension Among the Styles

PACE <i>Direct, Fast-Paced</i> vs. <i>Indirect, Slower-Paced</i>	PRIORITY <i>Guarded, Task-Oriented</i> vs. <i>Open, People-Oriented</i>	PACE & PRIORITY <i>Direct, Fast-Paced, Guarded, Task-Oriented</i> vs. <i>Indirect, Slower-Paced, Open, People-Oriented</i>
 <p>High S + High I (Lower Left vs. Lower Right Quadrant).</p>	 <p>High D + High I (Upper Right vs. Lower Right Quadrant)</p>	 <p>High S + High D (Lower Left vs. Upper Right Quadrant)</p>
 <p>High C + High D (Upper Left vs. Upper Right Quadrant)</p>	 <p>High C + High S (Upper Left vs. Lower Left Quadrant)</p>	 <p>High C + High I (Upper Left vs. Lower Right Quadrant)</p>

To Modify Directness and Openness

DIRECT/INDIRECT

With D's DIRECT	With I's DIRECT	With S's INDIRECT	With C's INDIRECT
Maintain Directness	Maintain Directness	Decrease Directness	Decrease Directness
<ul style="list-style-type: none"> • Use a strong, confident voice • Use direct statements rather than roundabout questions • Face conflict openly, challenge and disagree when appropriate • Give undivided attention 	<ul style="list-style-type: none"> • Make decisions at a faster pace • Be upbeat, positive, warm • Initiate Conversations • Give Recommendations • Don't clash with the person, but face conflict openly 	<ul style="list-style-type: none"> • Make decisions more slowly • Avoid arguments and conflict • Share decision-making • Be pleasant and steady • Respond sensitively and sensibly 	<ul style="list-style-type: none"> • Do not interrupt • Seek and acknowledge their opinions • Refrain from criticizing, challenging or acting pushy – especially personally

GUARDED/OPEN

With D's GUARDED	With I's OPEN	With S's OPEN	With C's GUARDED
Decrease Openness	Maintain Openness	Maintain Openness	Decrease Openness
<ul style="list-style-type: none"> • Get Right to the Task, address bottom line • Keep to the Agenda • Don't waste time • Use businesslike language • Convey Acceptance • Listen to their suggestions 	<ul style="list-style-type: none"> • Share feelings, show more emotion • Respond to expression of their feelings • Pay Personal compliments • Be willing to digress from the agenda 	<ul style="list-style-type: none"> • Take time to develop the relationship • Communicate more, loose up and stand closer • Use friendly language • Show interest in them • Offer private acknowledgements 	<ul style="list-style-type: none"> • Maintain logical, factual orientation • Acknowledge their thinking • Down play enthusiasm and body movement • Respond formally and politely

To Modify Pace and Priority

PACE

With D's FASTER	With I's FASTER	With S's SLOWER	With C's SLOWER
Maintain Pace	Maintain Pace	Decrease Pace	Decrease Pace
<ul style="list-style-type: none"> ● Be prepared, organized ● Get to the point quickly ● Speak, move at a faster pace ● Don't waste time ● Give undivided time and attention ● Watch for shifts in attention and vary presentation 	<ul style="list-style-type: none"> ● Don't rush into tasks ● Get excited with them ● Speak, move at a faster pace ● Change up conversation frequently ● Summarize details clearly ● Be upbeat, positive ● Give them attention 	<ul style="list-style-type: none"> ● Develop trust and credibility over time, don't force ● Speak, move at a slower pace ● Focus on a steady approach ● Allow time for follow through on tasks ● Give them step-by-step procedures/instructions ● Be patient, avoid rushing them 	<ul style="list-style-type: none"> ● Be prepared to answer questions ● Speak, move at a slower pace ● Greet cordially, and proceed immediately to the task (no social talk) ● Give them time to think, don't push for hasty decisions

PRIORITY

With D's TASK	With I's PEOPLE	With S's PEOPLE	With C's TASK
Adapt Focus	Maintain Focus	Maintain Focus	Adapt Focus
<ul style="list-style-type: none"> ● Get right to the task ● Provide options and let them decide ● Allow them to define goals and objectives ● Provide high-level follow up 	<ul style="list-style-type: none"> ● Make time to socialize ● Take initiative to introduce yourself or start conversation ● Be open and friendly, and allow enthusiasm and animation ● Let them talk ● Make suggestions that allow them to look good ● Don't require much follow-up, details, or long-term commitments 	<ul style="list-style-type: none"> ● Get to know them personally ● Approach them in a friendly, but professional way ● Involve them by focusing on how their work affects them and their relationships ● Help them prioritize tasks ● Be careful not to criticize personally, keep it specific and focused 	<ul style="list-style-type: none"> ● Be prepared with logic and practicality ● Follow rules, regulation and procedures ● Help them set realistic deadlines and parameters ● Provides pros and cons and the complete story ● Allow time for sharing of details and data, ● Be open to thorough analysis

Adapting in Different Situations: AT WORK

DOMINANT STYLE

HELP THEM TO:

- More realistically gauge risks
- Exercise more caution and deliberation before making decisions
- Follow pertinent rules, regulations, and expectations
- Recognize and solicit others' contributions
- Tell others the reasons for decisions
- Cultivate more attention/responsiveness to emotions

INFLUENCING STYLE

HELP THEM TO:

- Prioritize and organize
- See tasks through to completion
- View people and tasks more objectively
- Avoid overuse of giving and taking advice
- Write things down

STEADY STYLE

HELP THEM TO:

- Utilize shortcuts and discard unnecessary steps
- Track their growth
- Avoid doing things the same way
- Realize there is more than one approach to tasks
- Become more open to some risks and changes
- Feel sincerely appreciated
- Speak up and voice their thoughts and feelings

CONSCIENTIOUS STYLE

HELP THEM TO:

- Share their knowledge and expertise with others
- Stand up for themselves with the people they prefer to avoid
- Shoot for realistic deadlines and parameters
- View people and tasks less seriously and critically
- Balance their lives with both interaction and tasks
- Keep on course with tasks, less checking
- Maintain high expectations for high priority items, not everything

Adapting in Different Situations: IN SALES AND SERVICE

DOMINANT STYLE

- Plan to be prepared, organized, fast-paced, and always to the point
- Meet them in a professional and businesslike manner
- Learn and study their goals and objectives – what they want to accomplish, how they currently are motivated to do things, and what they would like to change
- Suggest solutions with clearly defined and agreed upon consequences as well as rewards that relate specifically to their goals
- Get to the point
- Provide options and let them make the decision, when possible

INFLUENCING STYLE

- Take the initiative by introducing yourself in a friendly and informal manner and be open to new topics that seem to interest them
- Support their dreams and goals
- Illustrate your ideas with stories and emotional descriptions that they can relate to their goals or interests
- Clearly summarize details and direct these toward mutually agreeable objectives and action steps
- Provide incentives to encourage quicker decisions
- Give them testimonials

STEADY STYLE

- Get to know them more personally and approach them in a non-threatening, pleasant, and friendly, but professional way
- Develop trust, friendship, and credibility at a relatively slow pace
- Ask them to identify their own emotional needs as well as their task or business expectations
- Get them involved by focusing on the human element... that is, how something affects them and their relationships with others
- Avoid rushing them and give them personal, concrete assurances, when appropriate
- Communicate with them in a consistent manner on a regular basis

CONSCIENTIOUS STYLE

- Prepare so that you can answer as many of their questions as soon as possible
- Greet them cordially, but proceed quickly to the task; don't start with personal or social talk
- Hone your skills in practicality and logic
- Ask questions that reveal a clear direction and that fit into the overall scheme of things
- Document how and why something applies
- Give them time to think; avoid pushing them into a hasty decision
- Tell them both the pros and cons and the complete story
- Follow through and deliver what you promise

Adapting in Different Situations: IN SOCIAL SETTINGS

DOMINANT STYLE

- Let them know that you don't intend to waste their time
- Convey openness and acceptance of them
- Listen to their suggestions
- Summarize their achievements and accomplishments
- Give them your time and undivided attention
- Appreciate and acknowledge them when possible

INFLUENCING STYLE

- Focus on a positive, upbeat, warm approach
- Listen to their personal feelings and experiences
- Respond openly and congenially
- Avoid negative or messy problem discussions
- Make suggestions that allow them to look good
- Don't require much follow-up, detail or long-term commitments
- Give them your attention, time and presence

STEADY STYLE

- Focus on a slower-paced, steady approach
- Avoid arguments and conflict
- Respond sensitively and sensibly
- Privately acknowledge them with specific, believable compliments
- Allow them to follow through on concrete tasks
- Show them step-by-step procedures
- Behave pleasantly and optimistically
- Give them stability and minimum of change

CONSCIENTIOUS STYLE

- Use a logical approach
- Listen to their concerns, reasoning, and suggestions
- Respond formally and politely
- Negative discussions are OK, so long as they aren't personally directed
- Privately acknowledge them about their thinking
- Focus on how pleased you are with their procedures
- Solicit their insights and suggestions
- Show them by what you do, not what you say

Adapting in Different Situations: IN LEARNING ENVIRONMENTS

DOMINANT STYLE

- Likes to learn quickly; may be frustrated with a slower pace
- Has own internal motivation-clock, learns for their own reasons, not for anyone else's reasons
- May like to structure their own learning design
- Does okay with independent self-study
- Defines own goals
- May have a short attention span

INFLUENCING STYLE

- Likes learning in groups
- Interacts frequently with others
- Responds to extrinsic motivation, praise, and encouragement
- Needs structure from the facilitator; may lose track of time
- Needs "what to do" and "when to do it"
- May exceed deadlines if left on their own and learning may be completed late

STEADY STYLE

- Accepts a balance between individual and group work
- Shows patience with detailed or technical processes
- Likes journaling and follow-through
- Prefers explicit instructions
- Wants to know the performance outcomes and expectations
- May need help in prioritizing tasks if a long assignment; may take criticism personally

CONSCIENTIOUS STYLE

- Prefers individual work over group interaction
- Accepts more impersonal training, such as remote or on-line
- Has high expectations of their own performance
- Will structure their own activities only with explicit goals and outcomes established
- Emphasizes details, deep thinking, and theoretical bases for the learning
- May get overly bogged down in details, especially if the learning climate is pressured

Application Activities

Adaptability Practice

Spend some time with people at home and at work that you know and trust who are different styles than you. Explore ways to communicate more effectively with them. Ask for support and feedback as you try new ways to communicate. Remember- tell them this is a skill you are building so they aren't surprised when you are behaving differently and can provide helpful feedback!

- **Practice Identifying their style based** on observable behavior
- **Practice Modifying your Directness and Openness** in conversation with them
- **Practice Modifying your Pace and Priority**
- **Ask for feedback** on your effectiveness in communicating with them
- **Take some time to reflect on your experience** and what worked or didn't work for you and for them
- **Consider** what you should repeat, and what you need to modify further to communicate as effectively as possible.

As you begin feeling more comfortable with adaptability and the needs of each style, try it with others!

Adaptability Activity

Select a relationship in which things have not gone as smoothly as you would like. Make a commitment to take the time to gain an understanding of the other person's behavioral style and take a few steps to adapt your behavior to improve the relationship.

- 1 Identify the behavioral style of the other person using the 2 Power Questions:
 - Are they DIRECT or INDIRECT in their communication?
 - Are they GUARDED or OPEN in their communication?
- 2 Brush up on their style and look at ways to adapt your Directness and Openness when working with them.
- 3 To further understand the tension that may exist in the relationship, notice the difference in preference in pace and priority and modify accordingly.
- 4 Practice approaching them in the way you think **THEY want to be treated**. Remember, it may feel uncomfortable at first, but with practice and dedication to adapting, you will be amazed at the difference.

Tension Among the Styles Exercise

Even if you have the highest regard toward a person, tension can exist in a relationship where styles are different. If this is behavior related, applying The Platinum Rule® - Treat others the way THEY want to be treated – may be helpful. Complete this exercise to gain insights on how to improve tense relationships. If you feel comfortable, you may discuss with the other person things you can do to ease the tension.

<p>My Style: _____</p> <p>My Pace: _____</p> <p>My Priority: _____</p>	<div style="border: 1px dashed gray; padding: 10px;"> <p>RELATIONSHIP</p> <p>Name: <i>John Doe</i></p> <p>Style: <i>High I</i></p> <p>Pace: <i>Faster-paced</i></p> <p>Priority: <i>People-oriented</i></p> <p>Difference: <i>Pace and Priority</i></p> <p>Strategy: <i>Be more personable, social, upbeat, and faster-paced with John</i></p> </div>
--	--

RELATIONSHIP 1	RELATIONSHIP 2
<p>Name: _____</p> <p>Style: _____</p> <p>Pace: _____</p> <p>Priority: _____</p> <p>Difference: _____</p> <p>Strategy: _____</p> <p>_____</p> <p>_____</p>	<p>Name: _____</p> <p>Style: _____</p> <p>Pace: _____</p> <p>Priority: _____</p> <p>Difference: _____</p> <p>Strategy: _____</p> <p>_____</p> <p>_____</p>

Create a DISC POWER TEAM

Wouldn't it be amazing to have a DISC POWER TEAM where all members brought their best strengths to the table, and each of our challenges could be supported by someone who was skilled in the areas we struggle?

Considering the strengths and workplace behaviors for each style, who would be an ideal DISC POWER TEAM Member?

	DOMINANT STYLE	INFLUENCING STYLE	STEADY STYLE	CONSCIENTIOUS STYLE
STRENGTHS	Administration Leadership Pioneering	Persuading Motivating Entertaining	Listening Teamwork Follow-through	Planning Systemizing Orchestration
WORKPLACE BEHAVIORS	Efficient Busy Structured	Interacting Busy Personal	Friendly Functional Personal	Formal Functional Structured
TEAM MEMBER				

For an upcoming project, consider how your DISC POWER TEAM could accomplish greatness!

- Assign responsibilities based on strengths
- Determine what opportunities or challenges exist or may come up
- Give each Team Member the opportunity to showcase their skills and experience
- Check in regularly and discuss as a team how it's going
- Provide feedback regarding roles, strengths, needs, and any additional support required

So Now What?

This report is filled with information about each of your four learning style categories. Now you have a learning profile that will truly help you understand your own unique learning style patterns.

There are many suggestions in each of the four sections of this report, presenting opportunities for you to apply this valuable information. Take the next action steps required to make improvements in the specific learning styles sections most important to you and your success.

Do not put this report on a shelf or in a file. You have the opportunity to use this information to open a meaningful dialogue with others and improve the way you learn new information. Use this report as a reference tool. It contains a lot of information and it wasn't designed to be digested in a single reading.

Have fun making the minor changes in the way you attend, translate, relate and understand new material and immediately experience improved results. You will be pleasantly surprised!

Disclaimer

There are no warranties, express or implied, regarding the online DISCstyles assessment. You assume full responsibility, and the authors & assessment company and their agents, distributors, officers, employees, representatives, related or affiliated companies, and successors, and the company requesting you to complete this DISCstyles Assessment (THE GROUP) shall not be liable for, (i) your use and application of The DISCstyles Assessment, (ii) the adequacy, accuracy, interpretation or usefulness of The DISCstyles Assessment, and (iii) the results or information developed from your use or application of The DISCstyles Assessment.

You waive any claim or rights of recourse on account of claims against THE GROUP either in your own right or on account of claims against THE GROUP by third parties. You shall indemnify and hold THE GROUP harmless against any claims, liabilities, demands or suits of third parties.

The foregoing waiver and indemnity shall apply to any claims, rights of recourse, liability, demand or suit for personal injury, property damage, or any other damage, loss or liability, directly or indirectly arising out of, resulting from or in any way connected with The DISCstyles Assessment, or the use, application, adequacy, accuracy, interpretation, usefulness, or management of The DISCstyles Assessment, or the results or information developed from any use or application of The DISCstyles Assessment, and whether based on contract obligation, tort liability (including negligence) or otherwise.

In no event, will THE GROUP be liable for any lost profits or other consequential damages, or for any claim against you by a third party, even if one or more of THE GROUP has been advised of the possibility of such damages.